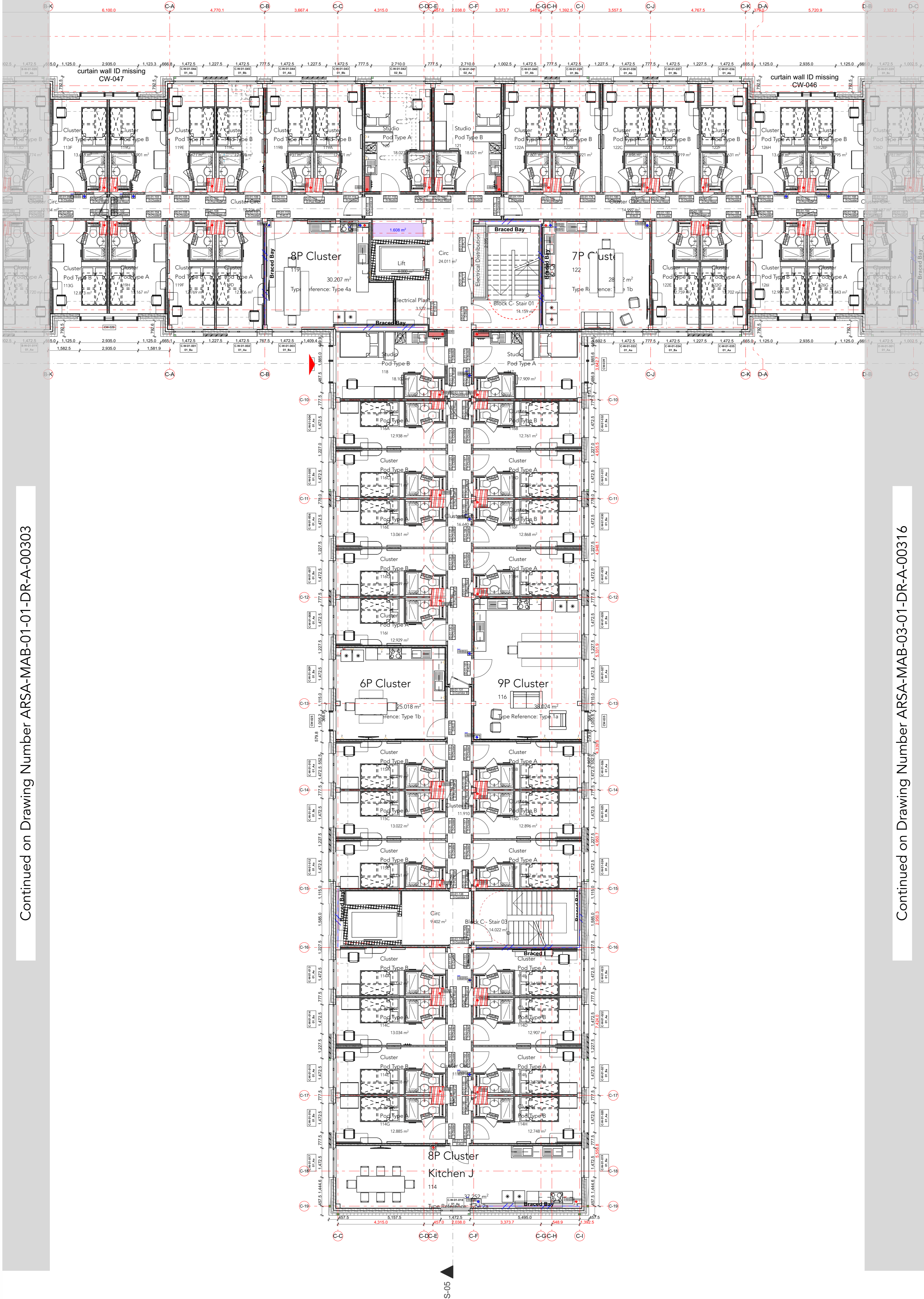
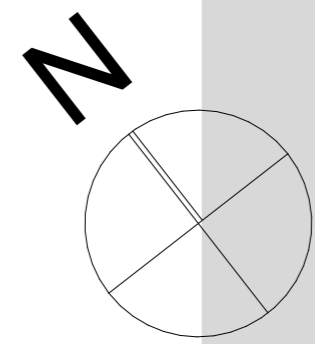



Block C



Continued on Drawing Number ARSA-MAB-01-01-DR-A-00303

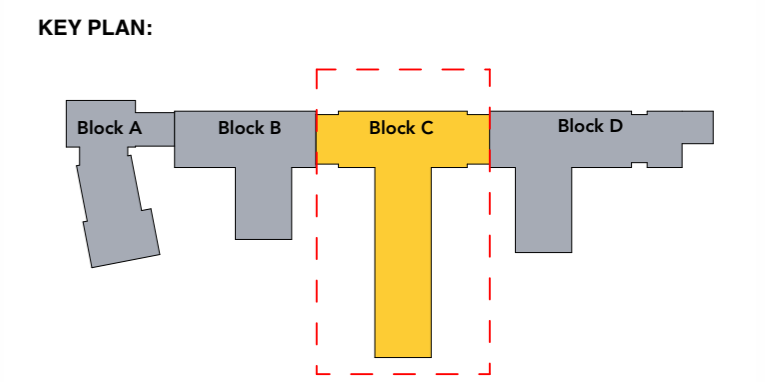
Continued on Drawing Number ARSA-MAB-03-01-DR-A-00316



CONSTRUCTION PHASE HAZARD IDENTIFICATION
In accordance with the Construction (Design & Management) Regulations 2015

The hazard sign is a notification to other designers and contractors of foreseeable exceptional risks resulting from the design activities carried out by Maber Associates Ltd. which are beyond those reasonably expected to be identified by a competent person: as defined in the 'Construction (Design and Management) Regulations 2015' - Regulations 9 & 10 and Industry Guidance for Designers (Section 4) published by the CITB (2015)

DRAWING REVIEWED: <i>(yes OR no)</i>	YES
EXCEPTIONAL RISKS/ RISK CONTROL MEASURES: <i>(none OR see warning triangle on drawing)</i>	



- U Values - W/m²K:**
- External walls - 0.21
 - Floor - 0.15
 - Roof - 0.15
 - Windows - 1.2
 - Curtain Walling - 1.3
 - Glazing G-value - 0.4
 - Thermal bridging - unaccredited approach

- As specified by BSAP
- Note:**
- To be read in conjunction with the following:
- Architects Plans, Sections, Elevations, all schedule information / RDS / NBS.
 - Structural Engineers, M+E consultants information / specification
 - Fire strategy report
 - Acoustic report

Internal Partitions:

Maximum internal partition Thickness 150mm.


All wall types, specifications and details subject to Sub Contractor design. Board specification for tiled/wet areas to be advised by Dry Lining Sub Contractor.

- External doors:**
- All external doors to achieve min clear width of 850mm
- Note:**
- Masonry Movement Joint to be less than 12m apart
 - Masonry Movement Joint to be less than 12m apart above/below window/door opening

rev	date	description	by	chkd
C05	01.02.2022	Updated following client alterations and fire strategy workshop	O0d	RHAl
C04	24.12.2021	General update	O0d	RHAl
C03	11.11.2021	Updated to reflect the 465 bed scheme in line with GTB instruction SI-010	O0d	RHAl
C02	22.10.2021	General update in line with GTB instruction CV1009 received 11/10/21	O0d	RMa
C01	03.08.2021	All pvc & selected roof balustrades removed status changed	CJa	RHAl
P10	01.06.2021	General update, window & internal door tags updated as per schedules issued, masonry movement joints indicated	CJa	RHAl
P09	06.05.2021	General update, room numbering added	CJa	RHAl
P08	29.03.2021	General update following internal partition set out in line with Knaufl K10 spec	RHAl	RMa
P07	12.02.2021	Grid lines updated in line with Eng. drawings RHa	RMa	RMa
P06	15.02.2021	Internal layouts amended to avoid structural steel where possible. Pod risers amended to reflect Walker modular CS1, Kitchen counter zones added identifying riser location in red as discussed in DTMO3	RMa	RMa
P05	29.01.2021	Update following M+E workshop 19.01.2021	RHAl	NKe
P04	11.12.2020	Grid updated, dimensions updated	CJa	RHAl
P03	12.10.2020	Updated in line with revised planning info	RHAl	NKe
P02	13.03.2020	Tender issue	RHAl	NKe
P01	23.02.2020	Drawing created	FSI	RHAl

First Floor Block C
1:100

Construction									
project	Albany Road, Coventry								
document	GA First Floor Plan - Block C								
reference	project	origin	zone	level	type	role	no.	status	rev.
	ARSAMAB	02	01	DR	A		00309	A5	C05
int. job no.	2955		paper size		A1		scale		
					As Shown				



architecture / interiors / landscape

Email: info@maber.co.uk

tel: 0159 944 5555

maber.co.uk

issuing office

Nottingham

00309

Do not scale from this drawing - dimensions and levels to be checked on site by the contractor. All dimensions in millimetres unless otherwise noted - all levels in metres unless otherwise noted. The title, copyright and confidential information in this document belongs to Maber Associates Limited. Copyright 2022. All rights reserved. You may not reproduce this document or disclose it to others without the consent of Maber Associates Limited.